

IDEAL

Perfect shine in no time at all –
time-consuming manual folding
is a thing of the past!




Folding machines

Office folding machines

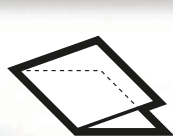
Accurate, precise and automatic.

IDEAL folding machines give you the simplicity and versatility to complete a wide variety of folding jobs within minutes.

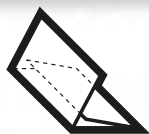




Time is money – so true when it comes to daily mailing in secretarial and sales offices, or in accounts departments. IDEAL folding machines offer a choice of different folds and formats, and in a matter of seconds prepare letters, circulars, flyers, invoices and statements for easy insertion into envelopes. Operation is extraordinarily simple. Load the feeding table with a stack of paper, refer to symbols and colour codes illustrating the type of fold, set the paper positioning, and at the push of a button your letters and documents are folded.



single fold



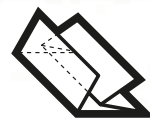
letter fold



zigzag fold



gate fold



double parallel



fold out

8306

Compact entry-level model: Manual folding machine for A4 and 12". With 4 fold types and stream delivery paper ejection



- Easy setting of the fold stops on the two folding pockets (fold symbols and colour code indications)
- Fold-out feeding table for 150 sheets of paper
- Fold speed 115 sheets per minute
- Easy operation via start and stop push buttons
- Digital display with error indication
- Automatic power cut-off if top cover is opened
- Automatic shut off when the last sheet is folded
- Digital counter (addition/subtraction)
- Stream delivery paper ejection system conveyed by belts
- Power supply: 220-240 V / 50 Hz / 57 W



Paper sizes

DIN A4 (297 x 210 mm) | 12"

Paper weights

60-115 gsm

Capacity (with single fold)

up to 115 sheets / minute

Capacity of fold-away feeding table

150 sheets

Dimensions

H 422 x W 745 x D 360 mm

Weight

approx. 15 kg

8324

Efficient semi-automatic folding machine for A4 paper size with quick selection knob for fold type



- Easy setting of the fold type by simply turning the quick selection knob to the corresponding fold icon.
- Foldaway, adjustable feeding table for 350 sheets (with 65 g/m² paper)
- Dependably working three-roller friction paper feed system
- Extensible destacking tray with a capacity of 30 - 80 sheets (depending on fold type)
- Four digit addition / subtraction digital counter with LED display
- Automatic stop when folding job is completed with optical and audible signal
- Jam and error detection with optical indication and audible signal
- Automatic power cut-off if top cover is opened
- Power supply: 230 V / 50 Hz / 61 W

Paper sizes

DIN A4 (297 x 210 mm)

Paper weights

65-130 gsm
(up to 150 gsm with single fold)

Folding speed (with single fold)

up to 7000 sheets/hour

Capacity of fold-away feeding table

350 sheets

Dimensions

H 332 x W 580 x D 455 mm

Weight

approx. 21 kg



8335

Efficiency and high-quality: High speed manual folding machine with adjustable speeds (for paper sizes up to A3)



- Manual folding position setting via two lockable paper stop slides and additional fine adjustment screws on the fold pockets
- High speed: 2,400 - 14,400 sheets per hour (with single fold A4)
- Four folding speeds/modes adjustable (data in sheets/hour): Standard (2,400/6,000/10,800); Noise reduction (3,600); Thick paper (3,600), Quick (14.400)
- User friendly control panel with icons and a digital display
- Fold-away feeding table with up to 500 sheets stacking capacity and two adjustable side gauges
- Two additional side gauges with tension rollers for large paper formats
- Four digit addition/subtraction digital counter with LCD display
- User friendly test mode
- Automatic stop when folding job is completed, automatic jam and error detection
- Power supply: 230 V / 50 Hz / 50 W



Paper sizes

DIN B7 to A3

Paper weights

50-140 gsm
(up to 210 gsm with single fold)

Folding speed (with single fold)

up to 14,400 sheets / hour

Capacity of fold-away feeding table

500 sheets

Dimensions

H 610 x W 1020 x D 520 mm

Weight

approx. 27 kg

8345

Automatic operation, faster and more versatile – up to A3. High-end model with variable speed, touchscreen, and storage function



- All-in-one operation: all settings of the folding machine can be made easily, quickly, and conveniently via the intuitive touch screen control panel
- Six selection keys for the automatic setting of the different fold types (the folding positions are set electrically)
- Automatic paper size recognition for six paper formats (A3, B4, A4, B5, A5, B6)
- Folding speed variably adjustable. Folding capacity: 1,800 to 14,400 sheets/hour (with A4 single fold)
- Memory function for 36 automatic fold positions – retrievable at the touch of a button (6 fold types x 6 paper formats)
- Four digit addition/subtraction digital counter with LCD display
- Fold-away feeding table with up to 500 sheets stacking capacity and two adjustable side gauges.
- Two additional side gauges with tension rollers for large paper formats
- Sensor for double feed detection
- Automatic stop when folding job is completed with signals
- Automatic power cut-off if top cover is opened
- Automatic jam and error detection with detailed description via the touch screen
- User friendly test mode
- Power supply: 230 V / 50 Hz / 50 W

Paper sizes

DIN B7 to A3

Paper weights

50-160 gsm
(up to 230 g/gsm with single fold)

Folding speed (with single fold)

up to 14,400 sheets / hour

Capacity of fold-away feeding table

500 sheets

Dimensions

H 510 x W 1020 x D 545 mm

Weight

approx. 29.5 kg



